









**WP8-115 Quick**  
4 1/2" Angle Grinder  
with non-locking paddle switch



**W8-125**  
4 1/2"/5" Angle Grinder



**WP8-125 Quick**  
4 1/2"/5" Angle Grinder  
with non-locking paddle switch

Model # Order #	WP8-115 Quick 600267420	W8-125 600263420	WP8-125 Quick 600268420
LongLife motor	●	●	●
Quick wheel change system	●		●
Switch with lock on capability		●	
Non-locking paddle switch	●		●
AC/DC capability		●	
Spindle lock	●	●	●
Low profile aluminum die-cast gear housing	●	●	●
Burst-proof guard w/ 7 stops	●	●	●
Anti-vibration Side handle	●	●	●
Metabo slip clutch	●	●	●
Auto-stop carbon brushes	●	●	●
Winding protection grid	●	●	●
Maximum torque	19.5 inch lbs	19.5 inch lbs	19.5 inch lbs
	Inquire about 220V availability	Inquire about 220V availability	Inquire about 220V availability
Maximum wheel diameter	4 1/2"	5"	5"
No-load speed (RPM)	10000	10000	10000
Amps	8.0	8.0	8.0
Rated input watts	800	800	800
Arbor size	7/8"	7/8"	7/8"
Spindle thread	5/8"-11	5/8"-11	5/8"-11
Tool weight	5.3 lbs.	5.4 lbs.	5.4 lbs.
Shipping weight	6.2 lbs.	6.3 lbs.	6.3 lbs.
Length	11.75"	11.75"	11.75"
Carrying case	344454180 (optional)	344454180 (optional)	344454180 (optional)
Standard Equipment:	Side handle (314000970) Type 27 wheel guard (339202990) Inner flange (341031290) Outer nut (316031310)	Side handle (314000970) Type 27 wheel guard (339203010) Inner flange (341031290) Outer nut (341101480) Face spanner (623934000)	Side handle (314000970) Type 27 wheel guard (339203010) Inner flange (341031290) Outer nut (316031310)
Optional Equipment:	Type 1 cut-off wheel guard (339203030) 'Dust Director' tuck point guard (655270000)	Type 1 cut-off wheel guard (339203040) 'Dust Director' tuck point guard (655270000)	Type 1 cut-off wheel guard (339203040) 'Dust Director' tuck point guard (655270000)



**WE9-125 Quick**  
4 1/2"/5" Angle Grinder  
Electronic Variable Speed



**W11-125 Quick**  
4 1/2"/5" Angle Grinder

Model #	WE9-125 Quick	W11-125 Quick
Order #	600269420	600270420
Vario constamatic (VC) electronics	●	
LongLife motor	●	●
Quick wheel change system	●	●
Switch with lock on capability	●	●
AC/DC capability		●
Spindle lock	●	●
Low profile aluminum die-cast gear housing	●	●
Burst-proof guard w/ 7 stops	●	●
Anti-vibration Side handle	●	●
Metabo slip clutch	●	●
Auto-stop carbon brushes	●	●
Winding protection grid	●	●
Maximum torque	22 inch lbs. Inquire about 220V availability	26.9 inch lbs. Inquire about 220V availability
Maximum wheel diameter	5"	5"
No-load speed (RPM)	3000-10000	10000
Amps	8.5	9.6
Rated input watts	950	1100
Arbor size	7/8"	7/8"
Spindle thread	5/8"-11	5/8"-11
Tool weight	5.4 lbs.	5.8 lbs.
Shipping weight	6.2 lbs.	6.8 lbs.
Length	11.75"	12.25"
Carrying case	344454180 (optional)	344454180 (optional)
Standard Equipment:	Side handle (314000970) Type 27 wheel guard (339203010) Inner flange (341031290) Outer nut (316031310)	Side handle (314000970) Type 27 wheel guard (339203010) Inner flange (341031290) Outer nut (316031310)
Optional Equipment:	Type 1 Cut-off wheel guard (339203040) 'Dust Director' tuck point guard (655270000)	Type 1 Cut-off wheel guard (339203040) 'Dust Director' tuck point guard (655270000)



**WP11-125 Quick**  
4 1/2" / 5" Angle Grinder  
with non-locking paddle switch



**W11-150 Quick**  
5" / 6" Angle Grinder



**WP11-150 Quick**  
5" / 6" Angle Grinder  
with non-locking paddle switch

Model # Order #	WP11-125 Quick 600279420	W11-150 Quick 600271420	WP11-150 Quick 600280420
LongLife motor	●	●	●
Quick wheel change system	●	●	●
Switch with lock on capability		●	
Non-locking paddle switch	●		●
AC/DC capability		●	
Spindle lock	●	●	●
Low profile aluminum die-cast gear housing	●	●	●
Burst-proof guard w/ 7 stops	●	●	●
Anti-vibration Side handle	●	●	●
Metabo slip clutch	●	●	●
Auto-stop carbon brushes	●	●	●
Winding protection grid	●	●	●
Maximum torque	26.9 inch lbs.	29.2 inch lbs	29.2 inch lbs.
	Inquire about 220V availability	Inquire about 220V availability	Inquire about 220V availability
Maximum wheel diameter	5"	6"	6"
No-load speed (RPM)	10000	9000	9000
Amps	9.6	9.6	9.6
Rated input watts	1100	1100	1100
Arbor size	7/8"	7/8"	7/8"
Spindle thread	5/8"-11	5/8"-11	5/8"-11
Tool weight	5.6 lbs.	6.0 lbs.	5.9 lbs.
Shipping weight	6.5 lbs.	7.0 lbs.	6.8 lbs.
Length	12.25"	12.25"	12.25"
Carrying case	344454180 (optional)	656304000 (optional)	656304000 (optional)
Standard Equipment:	Side handle (314000970) Type 27 wheel guard (339203010) Inner flange (341031290) Outer nut (316031310)	Side handle (314000970) Type 27 wheel guard (339203020) Inner flange (341031290) Outer nut (316031310)	Side handle (314000970) Type 27 wheel guard (339203020) Inner flange (341031290) Outer nut (316031310)
Optional Equipment:	Type 1 Cut-off wheel guard (339203040) 'Dust Director' tuck point guard (655270000)	Type 1 Cut-off wheel guard (339203050) 'Dust Director' tuck point guard (655270000)	Type 1 Cut-off wheel guard (339203050) 'Dust Director' tuck point guard (655270000)



**WE14-125 Plus**  
Electronic Variable Speed  
4 1/2" / 5" Angle Grinder



**WE14-125 VS**  
Electronic Variable Speed  
4 1/2" / 5" Angle Grinder



**WE14-150 Quick**  
Electronic  
5" / 6" Angle Grinder



**WEP14-150 Quick "Deadman"**  
Electronic 6" Angle Grinder/Cut-off  
Machine with non-locking paddle switch

Model # Order #	WE14-125 Plus 600281420	WE14-125 VS 600292420	WE14-150 Quick 600160420	WEP14-150 Quick 600290420
Vario tacho constamatic (VTC) electronics	●	●		
Tacho constamatic (TC) electronics			●	●
LongLife motor	●	●	●	●
Quick wheel change system	●		●	●
Switch with lock on capability	●	●	●	
Non-locking paddle switch				●
Current interruption protection	●	●	●	●
Spindle lock	●	●	●	●
Low profile aluminum die-cast gear housing	●	●	●	●
Variable speed dial	●	●		
Burst-proof guard w/ 7 stops	●	●	●	●
Anti-vibration Side handle	●	(WE14-125 VS includes standard Side handle)	●	●
Electronic winding temperature monitor with LED display	●		●	●
Metabo slip clutch	●	●	●	●
Auto-stop carbon brushes	●	●	●	●
Winding protection grid	●	●	●	●
Electronic soft start feature	●	●	●	●
Electronic speed stabilization	●	●	●	●
Maximum torque	29.2 inch lbs.	29.2 inch lbs.	31 inch lbs.	31 inch lbs.
	Inquire about 220V availability		Inquire about 220V availability	Inquire about 220V availability
Maximum wheel diameter	5"	5"	6"	6"
No-load speed (RPM)	7000-10500	2800-10500	8000	8000
Amps	12.2	12.2	12.2	12.2
Rated input watts	1400	1400	1400	1400
Arbor size	7/8"	7/8"	7/8"	7/8"
Spindle thread	5/8"-11	5/8"-11	5/8"-11	5/8"-11
Tool weight	6.2 lbs.	6.2 lbs.	6.1 lbs.	6.1 lbs.
Shipping weight	7.2 lbs.	7.2 lbs.	7.6 lbs.	7.6 lbs.
Length	12.25"	12.25"	12.25"	12.25"
Carrying case	344454180 (optional)	344454180 (optional)	656304000 (optional)	656304000 (optional)
Standard Equipment: (Type 27)	Side handle (314000970) Wheel guard (339203010) Inner flange (341031290) Outer nut (316031310)	Side handle (314000540) Wheel guard (339203010) Inner flange (341031290) Outer nut (341101480) Spanner wrench (623934000)	Side handle (314000970) Wheel guard (339203020) Type 27 Inner flange (341031850) Outer nut (316031310) Flange kit (316037200)	Side handle (314000970) Wheel guard (339203020) Type 27 Inner flange (341031850) Outer nut (316031310) Flange kit (316037200)
Optional Equipment:	Type 1 Cut-off wheel guard (339203040) 'Dust Director' tuck point guard (655270000)	Type 1 Cut-off wheel guard (339203040) 'Dust Director' tuck point guard (655270000)	Type 1 Cut-off wheel guard (339203050) 'Dust Director' tuck point guard (655270000)	Type 1 Cut-off wheel guard (339203050) 'Dust Director' tuck point guard (655270000)















**W24-180**  
7" Angle Grinder

**W24-230**  
9" Angle Grinder

**W26-230**  
9" Angle Grinder

Model #	W24-180	W24-230	W26-230
Order #	606445420	606448420	606453420
Order # (non-locking deadman switch)	US606445760	US606448760	US606453760
Maximum grinding wheel diameter	7"	9"	9"
LongLife motor	●	●	●
Spindle lock	●	●	●
Anti-vibration (3-position) side handle	●	●	●
Twister 3 position rear handle for cutting/grinding	●	●	●
Burst proof guard w/ 7 stops	●	●	●
Winding protection grid	●	●	●
Safety lock to prevent the accidental switching on of the tool	●	●	●
Auto-stop carbon brushes	●	●	●
AC/DC capability	●	●	●
Maximum torque	124 inch lbs.	150 inch lbs.	159 inch lbs.
	Inquire about 220V availability	Inquire about 220V availability	Inquire about 220V availability
Maximum wheel diameter	7"	9"	9"
No-load speed (RPM)	8500	6600	6600
Amps	15.0	15.0	15.0
Rated input watts	2400	2400	2600
Arbor size	7/8"	7/8"	7/8"
Spindle thread	5/8"-11	5/8"-11	5/8"-11
Tool weight	13.3 lbs.	13.6 lbs.	14 lbs.
Shipping weight	17 lbs.	17.3 lbs.	19 lbs.
Length	18"	18"	18"
Carrying case	623874000 (optional)	623874000 (optional)	623874000 (optional)
Standard Equipment:	Side handle (314000960)	Side handle (314000960)	Side handle (314000960)
(Type 27)	Wheel guard (339204020)	Wheel guard (339204010)	Wheel guard (339204010)

**Optional Equipment:**

**For mounting Type 1 and Type 27 non-hubbed wheels**



US655038000 Adapter kit to mount diamond blades on 7" - 9" grinders



655039000 Adapter kit to mount 7" - 9" Type 27 wheels w/o hub. 655052000 replacement nut

**Dustless 7" Convertible Shroud**



655154000 Dustless 7" Convertible Shroud For concrete surface prep using 7" diamond cup wheels on W24-180, W24-230 or W26-230.

**Professional Series Type 1 Cut-off Wheel Guard**

630370000 Type 1 Cut-off wheel guard for 7" Grinders

630371000 Type 1 Cut-off wheel guard For 9" Grinders

# HIXCO



**GE710 Compact**  
Variable Speed  
13,000-34,000 RPM  
Die Grinder








**New Spindle Lock Feature**  
**GE710 Plus**  
Variable Speed  
10,000-30,500 RPM Die Grinder




**New Spindle Lock Feature**  
**GE950 G Plus**  
Variable Speed  
2,500-8,700 RPM  
High Torque Die Grinder

Model #	GE710 Compact	GE710 Plus	GE950 G Plus
Order #	600615420	600616420	600618420
Order # (non-locking deadman switch)		US600616760	US600618760
Switch with lock on capability	●	●	●
Soft Rubber Grip			●
Spindle lock		●	●
Aluminum die-cast gear housing	●	●	●
"Extended spindle which allows working into confined areas		●	●
High torque through gear reduction			●
Ergonomic Side handle			●
Auto-stop carbon brushes	●	●	●
Vario-constamatic (VC) electronics	●	●	●
Suitable for occasional DC use	●		
Maximum torque	5.3 inch lbs.	5.3 inch lbs.	27 inch lbs.
	Inquire about 220V availability	Inquire about 220V availability	Inquire about 220V availability
No-load speed (RPM)	13000-34000	10000-30500	2500-8700
Amps	6.4	6.4	8.5
Rated input watts	710	710	950
Collet bore	1/4"	1/4"	1/4"
Tool Weight	3.6 lbs.	4.1 lbs.	4.3 lbs.
Shipping weight	4.4 lbs.	5.0 lbs.	5.2 lbs.
Length	10"	13 3/4"	14"
Standard Equipment:	Collet wrench (344161300) 1/4" collet (631949000) Spindle wrench (344162400)	Collet wrench (344161300) 1/4" collet (631949000) Soft rubber grip (344099150)	Collet wrench (344161300) 1/4" collet (631949000) Side handle (631052000) Soft rubber grip (344099150)
Optional Equipment:	1/8" collet (631948000) Side handle (631052000)	1/8" collet (631948000) Side handle (631052000)	1/8" collet (631948000)

(See page 109 for carbide burs)

Accessories	
	<b>628329000 Cage Mount System</b> For use with GE710 Plus & GA18 LTX
	<b>627354000 Bench Mount Stand</b> For working with the flex shaft
	<b>627107000 Clamp</b> For attaching 627354000 to work bench
	<b>630980420 Flex Shaft</b> <ul style="list-style-type: none"> <li>• 4 ft. long, heavy-duty rubber covered flex shaft for use with both die grinder or router motor</li> <li>• Ball bearing construction</li> <li>• 1/4" collet for 1/4" shank mounted bits</li> <li>• Speed range 10,000 to 30,500 RPM (Not for use on tools running less than 10,000 RPM)</li> <li>• 1/4" Replacement Collet 630978000</li> </ul>
	<b>655169000 Die Grinder Cut-off Wheel Guard</b> (Use on GE700 and GE900 Plus die grinders) Always comply with ANSI B7.1 <b>655170000 Die Grinder Cut-off Wheel Guard</b> (Use on GE710 and GE950) Always comply with ANSI B7.1

### Accessories



623934000 Straight spanner  
623910000 Offset spanner



314000970 Vibratech anti-vibration Side handle for 4 1/2"-6" angle grinders  
314000960 Vibratech anti-vibration Side handle for 7"-9" angle grinders



US630342000 Loop handle for 7" - 9" angle sander & grinders  
141110390 bolts to attach loop handle (2 required), sold separately



655169000 4" die grinder cut-off wheel guard. Use on GE700 and GE900.  
655170000 die grinder cut-off wheel guard. Use on GE710L and GE910L. Always comply with ANSI B7.1



Flexible backing pads for using abrasive discs on angle sanders and grinders.  
623279000 - 4 1/2" w/ M14-2.0 nut  
623283000 - 4 1/2" w/ 5/8-11 nut  
623284000 - 5" w/ 5/8-11 nut  
623281000 - 7" w/ 5/8-11 nut  
623282000 - 9" w/ 5/8-11 nut



655038000 Adapter kit to mount diamond blades on 7" - 9" grinders



631052000 Side handle for die grinders



655039000 Adapter kit to mount 7" - 9" Type 27 wheels w/o hub.  
655052000 replacement nut



631165000 4 1/2" - 5" tuck point guard with vacuum outlet for use on 4 1/2" - 6" angle grinders.  
Fits W7, W10 and prior WE14 series grinders.  
631151000 fits W8, W11.  
630324000 vacuum adaptor



Dustless Convertable Shroud for concrete surface prep  
655140000 For 7" diamond cup wheels on W24-180, W24-230, W26-230 or W2000  
655153000 For 4 1/2" or 5" diamond cup wheels on W8 - WE14 small grinders.



623276000 Cup wheel guard for mounting 3 1/8" Type 6 cup wheels on 4 1/2" - 6" angle grinders.  
Fits W7, W10 and prior WE14 series grinders.




Type 1 wheel cut-off guard for use with 4 1/2" - 6" angle grinders (See information under specific model, pages 69-79).



Collets for die grinders G710, GE710 Plus, and GE950 G Plus.  
631947000 - 3mm, 631948000 - 1/8"  
631945000 - 6mm, 631949000 - 1/4"



655168000 Combo mandrel to mount slicers on die grinders (1/4" shank) 1/4" or 3/8" arbor



623298000 Cling-fit backing pad 5" x 5/8-11



Cup wheel guard and flange for mounting 4" - 6" Type 11 cup wheels on 7" - 9" angle grinders  
Guards: 623142000 - 4", 655174000 - 5", 655178000 - 6".  
Mounting flange: 90357006



630327000 hand guard for use on all polishers, angle sanders and grinders.



'Dust Director' tuck pointing guard Accepts 4", 4/12", 5" and 6" diameter diamond blades. Port is 2". Not for use with Type 1 or Type 27 bonded abrasives.

Blade Diameter	Front Depth of Cut	Side Depth of Cut (Inside Corners)
4"	7/8"	3/8"
4 1/2"	1"	1/2"
5"	1 1/4"	3/4"
6"	1 1/2"	1 1/4"

(must be used with vacuum cleaner)

655270000 For current small grinders.

655254000 For W7, W10, earlier WE14 small grinders and WQ1000.

# HIXCO



CS23-355  
14" Chop Saw

(AC Only)



Quick release adjustable vise adds versatility.



MFE30  
Wall Chaser

<b>Model #</b>	CS23-355
<b>Order #</b>	602335420
Lock-off button for safety	●
Spindle lock for convenient wheel changes	●
Pivoting wheel guard	●
All ball bearing construction for long life	●
Auto-stop carbon brushes easily accessible	●
Durable steel base	●
Maximum vise open	9 3/8"
	Inquire about 220V availability

<b>Maximum cutting capacity</b>	
- bar	2 1/2"
- pipe	5"
- section steel	4 1/2" x 5 1/8"
No-load speed (RPM)	4100
Amps	15
Rated input watts	2300
Arbor size	1"
Vise angle (adjustable)	0°-45°
Tool weight	38 lbs.
Shipping weight	43 lbs.

Standard Equipment: 344163520 wrench



<b>Model #</b>	MFE30
<b>Order #</b>	601119520
<b>Order # with hose</b>	US601119100
Double insulated	●
LongLife motor	●
Tacho-contamatic (TC) electronics	●
Winding Protection Grid	●
Metabo Slip Clutch	●
Adjustable handle	●
Maximum torque	31 in/lbs
	Inquire about 220V availability

Max. wheel diameter	5"
Chase widths:	3/8", 5/8", 7/8", 1-3/16"
Depth of cut adjustable	0-1-3/16"
No load speed (RPM)	9000
Amps	12.0
Rated input watts	1400
Arbor size	7/8"
Spindle thread	M14
Tool weight	9.7 lbs.
Shipping weight	23.5 lbs
Length	14"
Carrying case	344451650 (standard)

Standard Equipment:

- 2 - 5" x .080 diamond blades (656631000)
- 4 spacer rings (341012140)
- Clamping nut (341101650)
- Support handle (314000540)
- Hex key (344161520)
- Spanner wrench (623934000)
- Chisel (344147650)



# HIXCO



**PWE11-100**  
Wet Polisher



<b>Model #</b>	<b>PWE11-100</b>
<b>Order #</b>	<b>602050420</b>
Vario tacho constamatic (VTC) electronics	●
Low profile aluminum die-cast gear housing	●
Housing cover to protect surfaces	●
Splash proof ventilation slots	●
Water supply through spindle	●
LongLife motor	●
Standard 1/2" quick connect	●
Ergonomic adjustable D-handle	●
Electronic winding temperature monitor with LED display	●
GFCI included for electrical safety	●
Auto-stop carbon brushes	●
Electronic soft start feature	●
Electronic speed stabilization	●
Maximum torque	34 inch lbs.
	Inquire about 220V availability
Backing pad size	4"-5"
No Load Speed (RPM)	1700-5400
Amps	9.6
Rated Input Watts	1,100
Spindle thread	5/8"-11
Tool weight	5.2 lbs.
Shipping weight	7.9 lbs
Length	12 3/4"

**Standard Equipment:** Loop handle (343399690)

**Optional Equipment:** 4" Hook and loop backing pad (626149000)  
Tool Bag (638530000)

# HIXCO



**DS175**  
7" Bench Grinder



**DS200**  
8" Bench Grinder



**DSD250**  
10" Bench Grinder

Model # Order #	DS175 619175420	DS200 619200420	DSD250 619250420
Magnetic switch with restart protection	●	●	●
Toolless stamped steel tool rest	●	●	●
Aluminum die-cast guard	●	●	●
Maintenance free induction motor	●	●	●
Large toolless adjustable spark guards	●	●	●
Vibration absorbing rubber mounts	●	●	●
Maximum torque	18 inch lbs.	21 inch lbs.	53 inch lbs.
	Inquire about 220V availability	Inquire about 220V availability	Inquire about 220V availability
Motor power	120V, 60 Hz, single phase	120V, 60 Hz, single phase	120V, 60 Hz, single phase
No-load speed (RPM)	3570	3570	1780
Amps	3.7	4.8	7.5
Rated input watts	500	600	900
Arbor size	1"	1"	1-1/4"
Tool weight	32 lbs.	36 lbs.	74 lbs.
Shipping weight	36.5 lbs.	41 lbs.	80 lbs.
Length	16"	17 1/4"	20 3/4"
Standard Equipment:	Hex wrench 36 Grit wheel (7" x 1" x 1") 60 Grit wheel (7" x 1" x 1")	Hex wrench 36 Grit wheel (8" x 1-1/4" x 1") 60 Grit wheel (8" x 1-1/4" x 1")	Hex wrench 36 Grit wheel (10" x 1-1/2" x 1-1/4") 60 Grit wheel (10" x 1-1/2" x 1-1/4")

Optional Equipment:

**Floor Stand**



623867000 Floor Stand  
With storage slots and water cup.

**Wall Mount Bracket**



623862000 Wall Mount Bracket  
Suitable for 7" or 8" bench grinders.